













#	Desc	Type	Value	Area (SF)	Material	THK (Ft)	CY
▶ 1	 Topsoil	TSR	0.33	51,084	Topsoil	.33	624
▶ 2	 Paving	DPT	0.92	75,726	PV Type 1 Top	.13	351
					PV Binder	.13	351
					PV Aggregate	.67	1,879
▶ 5	 Riprap	DPT	0.5	1,442	Riprap	.50	27
▶ 6	 Sidewalk	DPT	0.92	7,050	WK Conc	.42	110
					WK Base	.50	131
▶ 7	 Island	TSR	0.33	24,353	Topsoil	.33	298
▶ 9	 Building	EL	1073	14,057	BLD Conc	.50	260
					BLD Cmp Base	.50	260
▶ 10	 Pavers	DPT	1	1,745	PA Paver	.50	32
					PA Base	.50	32
▶ 12	 Dumpster	DPT	1.5	989	DMP Conc	.50	18
					DMP Base	1.00	37
▶ 22	 Teller	DPT	1	335	TLR Conc	.50	6
					TLR Base	.50	6
▶ 46	 Sidewalk	DPT	0.92	4,040	WK Conc	.42	63
					WK Base	.50	75



Material Totals	CY
BLD Cmp Base	260
BLD Conc	260
DMP Base	37
DMP Conc	18
PA Base	32
PA Paver	32
PV Aggregate	1,879
PV Binder	351
PV Type 1 Top	351
Riprap	27
TLR Base	6
TLR Conc	6
Topsoil	922
WK Base	205
WK Conc	173